



DRY MITER CUTTER 9410 ND

THE VERSATILE


The perfect cutting machine for construction site and workshop

- The precise miter saw for metal: Ideal for cutting tubes & profiles made of stainless steel, steel, non ferrous metal, plastic and composite materials
- The solution for dry wall construction!
- Fine cuts in soft and sensitive materials
- No need for lubricant and manual deburring
- Infinitely adjustable miter cut of -45° - 0° - +45°
- Secure fixing with double 3-step quick release system
- Robust aluminum construction, strong and light: only 19 kg

Scope of delivery:
Ø 255 / 60T CT saw blade for unalloyed steel (thin-walled)
+ fixation set „K“ for tubes Ø 30 up to 70 mm



DOUBLE QUICK RELEASE SYSTEM




Saws stainless steel, steel, non-ferrous, metals & composites
Ideally suited for professional work in the field of: interior, exterior, kitchen construction, heating, air conditioning, sanitary etc.



Incl. Fixing set „K“ for pipes
Ref. 600653



3-stage quick release system



Stepless miter adjustment

Power input	Voltage	No load speed	Net weight	Blade size	Bore
1.500 W	230V/50Hz 115V/60Hz	1.600 min ⁻¹	19 kg	Ø 255 mm	Ø 25,4

Dry Miter Cutter 9410 ND	Reference
with Ø 255/60T CT saw blade + fixation set „K“ for tubes Ø 30 up to 70 mm (230V)	600651
with Ø 255/60T CT saw blade + fixation set „K“ for tubes Ø 30 up to 70 mm (115V)	600651US






	Max. cutting capacities	
	90°	45°
Round	70 x 4 mm	60 x 4 mm
Square	70 x 70 x 4 mm	60 x 60 x 4 mm
Rectangular	100 x 70 x 4 mm	60 x 60 x 4 mm



ECO-FRIENDLY
with Dry Cutting-Technology

ACCESSORIES (OPTIONAL)

Selecting the correct number of teeth depends on the wall/diameter of the material. We will be happy to advise you. +49 (0) 2403 64 55 0

Carbide tipped saw blades	Ø [mm]	Teeth	Bore [mm]	Kerf [mm]	Max. Speed	Reference
Stainless steel NSF coated	255	66	25,4	2,0	2.200 min ⁻¹	600654NFS 
Unalloyed steel (thin-walled)	255	60	25,4	2,0	2.200 min ⁻¹	600598 
Steel (thin-walled)	255	66	25,4	2,0	2.200 min ⁻¹	600654 
Aluminum	255	80	25,4	2,2	2.200 min ⁻¹	600655A 
Steel (thin-walled) "LBS - impact resistant"	255	66	25,4	1,5	2.200 min ⁻¹	72225566 



Fixation set „K“ for tubes
Ø 30 mm up to 70 mm
Ref. 600653